

Unpacking Statewide Metrics With An Eye on Equity Through Guided Pathways

Effective Trustee Workshop
January 26, 2019

Alyssa Nguyen
Director of Research and Evaluation

The RP Group

www.rpgroup.org

Mission

- Strengthen California Community Colleges' ability to gather, analyze, and act on information in order to enhance student equity and success

Services

- Research, evaluation, planning, professional development, and technical assistance—designed and conducted by CCC practitioners

Organization

- 501(c)3 with roots as membership organization

Presentation Outcomes

- Find and access public statewide data tools and resources
- Understand how data are used to support equity effort through Guided Pathways
- Begin formulating ideas around the potential local and statewide policy considerations based on the data

CCCCO Student Success Scorecard

- 2004 – AB 1417 Accountability Reporting for CCCs (ARCC)
- Drive data driven policy discussion
- Timeline
 - January: Release of data to CCCs to verify
 - March 30: Official release of scorecard
 - Role of Board: By 3/16, review and adopt the scorecard metrics

CCCCO Student Success Scorecard

STUDENT SUCCESS INITIATIVE

CALIFORNIA COMMUNITY COLLEGES

2018 STUDENT SUCCESS SCORECARD

Rio Hondo College

Make a selection (Click here for the text version)

- Statewide
- Allan Hancock College
- American River College
- Antelope Valley College
- Bakersfield College
- Barstow College

Colleges all 114

ss and how well

Student Success Scorecard

In its commitment to increase transfer and degree and certification rates, the CCCC Board of Governors has established a performance measurement system for all community colleges.

This scorecard represents an unprecedented level of transparency in public higher education in the United States. It provides a clear picture of how well colleges are doing in remedial instruction, job training programs, retention of students and graduation and

<https://scorecard.cccco.edu/scorecard.aspx>



2018 STUDENT SUCCESS SCORECARD

Statewide

[Click here to select a different college](#)

CURRENT PROFILE

[Math & English/ESL Metrics](#)
[Completion Metrics](#)
[CTE Metrics](#)

[Remedial/ESL](#)
[Transfer Level Achievement](#)
[Persistence](#)
[30 Units](#)
[Degree/Transfer](#)
[CTE](#)
[Skills Builder](#)
[CDCP](#)

College Profile

[Click here to view current year report](#)

The student population and course sections offered described in the tables are based on the 2016-17 academic year. Students represented differ from those included for calculation of Scorecard metrics, which are based on first-time students enrolled in 2011-12.

STUDENT INFORMATION		(view historical trend)	
Students			2,376,406
Gender		Ethnicity/Race	
Female	53.6%	African American	6.1%
Male	45.2%	American Indian/Alaska Native	0.4%
Unknown	1.2%	Asian	11.5%
Age		Filipino	2.8%
Less than 20 years old	26.8%	Hispanic	43.6%
20 to 24 years old	30.9%	Pacific Islander	0.4%
25 to 39 years old	26.9%	White	26.4%
40 or more years old	15.4%	Two or more Races	3.7%
Unknown	0.0%	Unknown	5.0%

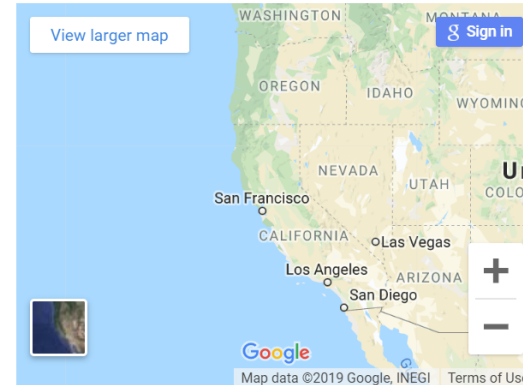
INSTITUTIONAL INFORMATION	
Full Time Equivalent Students	1,126,709.3
Credit Sections	351,679
Non-Credit Sections	32,732
Median Credit Section Size	25
Percentage of Full-Time Faculty	56.4%
Percentage of First-Generation Students	43.0%*
Student Counseling Ratio (FALL 2016)	611:1

* Insufficient data
 ** No data
 Mouse over to display the pie chart

About the college

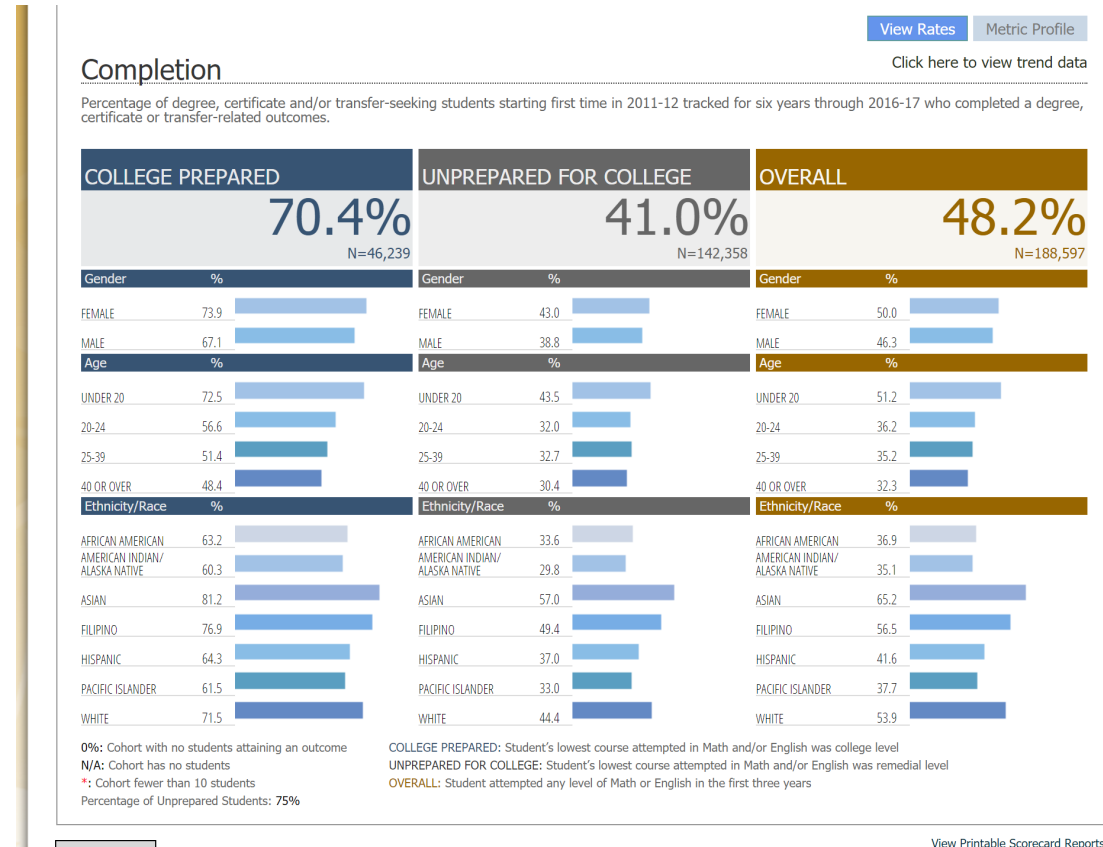
The California Community Colleges is the largest system of higher education in the nation, with more than 2.3 million duplicated students attending 114 colleges. Our colleges provide students with the knowledge and background necessary to compete in today's economy. With a wide range of educational offerings, the colleges provide workforce training, basic courses in English and math, certificate and degree programs and preparation for transfer to four-year institutions.

District: Statewide Students: 2,376,406 County: Statewide



2018 CCCCO Scorecard: Statewide Completion

Statewide, less than half of all entering students complete a transfer outcome, degree, or certificate within six years



<https://scorecard.cccco.edu/scorecard.aspx>

Inquiry

- What are some questions you have about these data?
- What are some potential barriers impacting student completion in our system? At your college?

What is Guided Pathways?

The Guided Pathways framework creates a **highly structured approach to student success** that:



Provides all students with a set of **clear course-taking patterns** that promotes better enrollment decisions and prepares students for future success.



Integrates support services in ways that make it easier for students to get the help they need during every step of their community college experience.



Why Guided Pathways?

Bold changes are needed to improve completion rates, narrow the achievement gap, and keep pace with an economy that is increasingly demanding more college-educated workers.

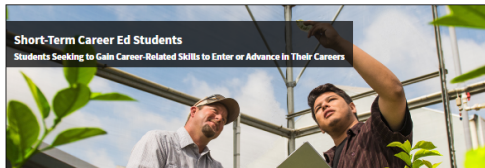
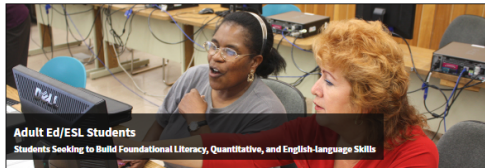


Student Success Metrics

Examine the outcomes of California community college students

Make a starting selection and click your student journey type

INSTITUTION: YEAR:



Student Success Metrics (SSM)



California Community Colleges

Student Success Metrics

Examine the outcomes of California community college students

Make a starting selection and click your student journey type

INSTITUTION: YEAR:

<https://www.calpassplus.org/LaunchBoard/Student-Success-Metrics.aspx>



theRPgroup

Research • Planning • Professional Development for California Community Colleges

Student Success Dashboard

Six Critical Points in Student's Journey by the Student's Pathway (e.g., Degree/Transfer, Short-Term CTE, Adult Learners, Undecided/Other)

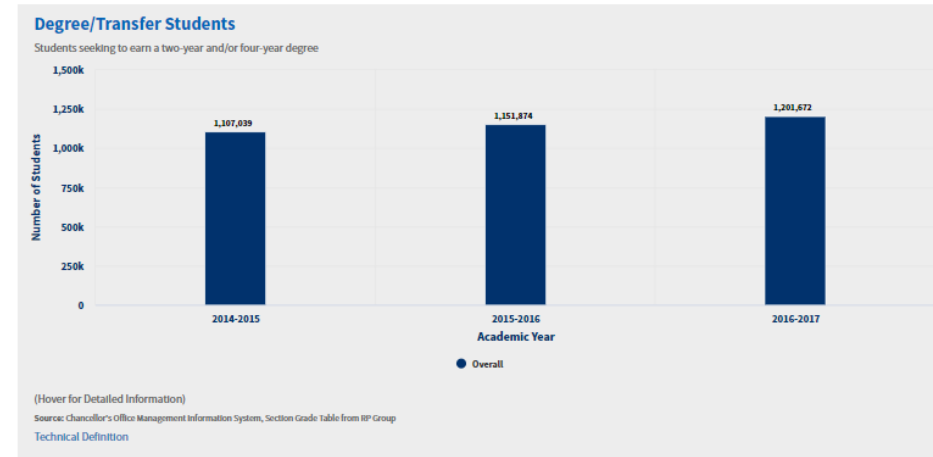
- Successful Enrollment
- Learning Progress
- Momentum
- Success
- Employment
- Earnings

SSM Disaggregations


- Student Characteristics (available at the end of January)
 - Gender
 - Ethnicity/Race
 - Sexual orientation
 - Special populations, etc.

SSM Screen Shot for Degree/Transfer Students

STUDENT TYPE



LEARNING PROGRESS



SSM Connections to GP and Other State Efforts

- Data are based on student journey types/goals and corresponding momentum points
- Combines reporting requirements for state reporting categories such as equity
- Metrics include those found in the:
 - Student Centered Funding Formula
 - Vision for Success Goals
 - Strong Workforce
 - Adult Education Program

Reflection

- What can colleges do to help engage Board members more with the data and equity efforts to support Guided Pathways?
- What are 1-2 specific ways you can see / have been engaging with the data available through these sources to inform local policy and practice?

Statewide Data Resources and Tools

- CCCCO Student Success Scorecard:
<https://scorecard.cccco.edu/scorecard.aspx>
- CCCCO Student Success Dashboard:
<https://digitalfutures.cccco.edu/Projects/Student-Success-Metrics>
- Student Success Funding Formula Resources:
<http://extranet.cccco.edu/Divisions/FinanceFacilities/StudentCenteredFundingFormula.aspx>

Thank you!

Contact Information:

Alyssa Nguyen

anguyen@rpgroup.org